Catalog Id		Conductor			Stud Size	Dimensions						Color Code	Installation Tooling					Dieless
Without Inspection Window (Fig-1)	With Inspection Window (Fig-2)	AWG	Flex Conductor G,H,I,K,M & DLO	Expanded Cod. Range		OD	L	B	A	W	T		Burndy Model - Y35, Y39, Y750, PAT750, PAT750LI	Iisco ILC-12-N, ILC-12-H-N, ILCB-12		Huskie Model - EP-510C Die Index	Greeniee HK1240	
BT98088	PBT98088	#2	#3	#2 - #6	5/16	0.42 [10.70]	2.87 [73.00]	1.10 [28.00]	1.61 [41.00]	0.60 [15.30]	0.10 [2.60]	Brown	U2CRT	ILD-7	ILD - 33	HT41AW	KC12-2	Burndy Dieless - PAT444S & PAT4PC834LI. Iisco Dieless -IDT-6, IDT-6H, IDTB-6, IDTB-6-LIO, TB-6DF1000-P, IDT-12-N, IVTB-6. Greenlee & NSI Dieless - HK12ID, EK12IDL, N12ID.
BT98088A	PBT98088A				3/8	0.42 [10.70]	3.07 [78.00]	1.10 [28.00]	1.81 [46.00]	0.60 [15.30]	0.10 [2.60]							
BT98088B	PBT98088B				1/4	0.42 [10.70]	2.52 [64.00]	1.10 [28.00]	1.26 [32.00]	0.60 [15.30]	0.10 [2.60]							
BT98088C	PBT98088C				1/4	0.42 [10.70]	2.63 [67.00]	1.10 [28.00]	1.37 [35.00]	0.60 [15.30]	0.10 [2.60]							
BT98088D	PBT98088D				1/4	0.42 [10.70]	3.07 [78.00]	1.10 [28.00]	1.81 [46.00]	0.60 [15.30]	0.10 [2.60]							
BT98088E	PBT98088E				3/8	0.42 [10.70]	2.87 [73.00]	1.10 [28.00]	1.61 [41.00]	0.60 [15.30]	0.10 [2.60]							
BT98088F	PBT98088F				3/8	0.42 [10.70]	4.25 [108.00]	1.10 [28.00]	2.99 [76.00]	0.60 [15.30]	0.10 [2.60]							
BT98089	PBT98089				5/16	0.42 [10.70]	2.87 [73.00]	1.10 [28.00]	1.61 [41.00]	0.60 [15.30]	0.10 [2.60]							
BT98089A	PBT98089A				5/16	0.42 [10.70]	2.87 [73.00]	1.10 [28.00]	1.61 [41.00]	0.60 [15.30]	0.10 [2.60]							
BT98090	PBT98090				1/2	0.42 [10.70]	4.25 [108.00]	1.10 [28.00]	2.99 [76.00]	0.81 [20.50]	0.07 [2.00]							

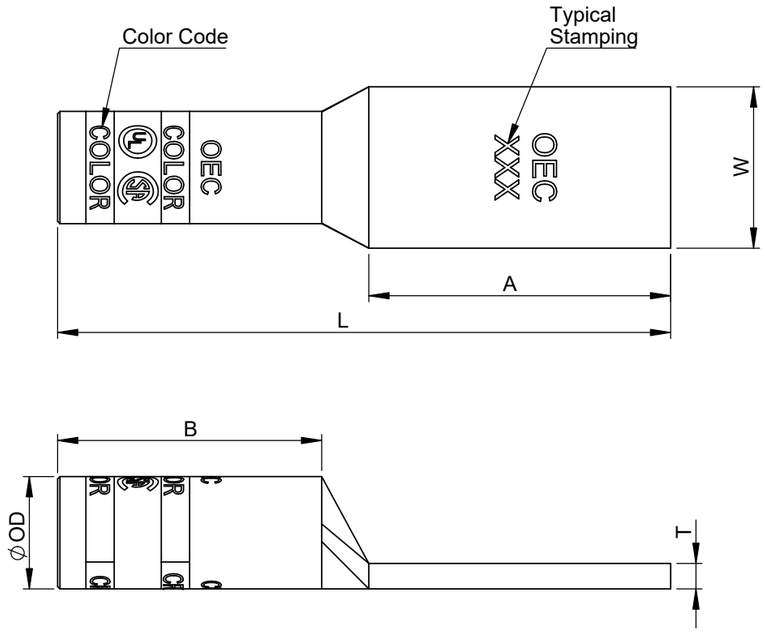

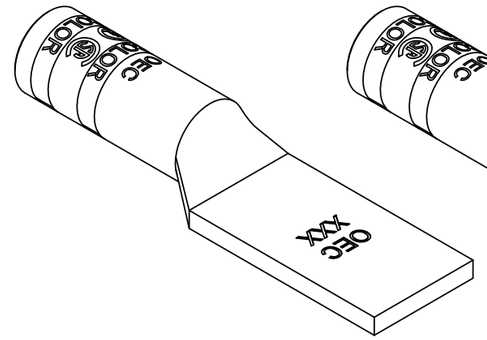

Fig-1

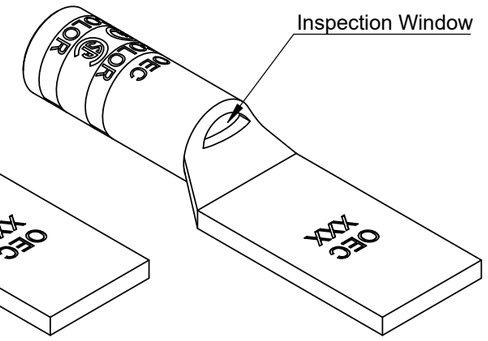

Fig-2

Note:
- Manufactured from high strength seamless Copper tubing
- Color coded die index and crimp marks
- Electro-Tin plated for corrosion resistance
- Pre-filled with oxide inhibitor and capped with color coded cap.
- UL486A/B Listed for Wire Connectors
- UL Listed and CSA Certified with competitor's compression tools
- Listed for use with class B & C, flex class G, H, I, K, M & DLO cable

Crimping Instructions

- Select the proper lug or splice connector for the size of cable being installed, ensuring that the size matches the description in the table.
- Strip the insulation from the cable to a length so that the stripped area of the cable can be completely inserted into and fill the barrel of the lug or splice. Carefully strip the insulation from the cable without nicking the strands.
- Clean the stripped portion of the cable to remove oxide films.
- The stripped portion of the cable must be clean and inserted completely into the connector barrel.
- Using the tool and die combination specified for that connector in the table above, install crimps, leaving a space of 1/8 inch minimum between successive crimps.
  For Short Barrel Connectors, apply 1 crimp,
  For Long Barrel Connectors, apply 2 crimps on the color coded bands

TOLERANCE				
OD	L	B	A	W
±0.20	±1.0	±0.50	±0.50	±1.0

TOLERANCES-UNLESS OTHERWISE SPECIFIED
2 PL. DEC. ±.015 TRUE C.L. ±.015
3 PL. DEC. ±.015 ANGLES ±.015

	NAME	DATE
DRAWN	R.P	08.03.25
CHECK	S.P.	08.03.25
APPROVED	M.K.	08.03.25

OEC Usa Inc.
106 Northfield Avenue, Edison, NJ 08837,
Phone: +1 732-479-0469 www.oec-americas.com

DWG. NO. OC-0014
PROJECTION: FIRST ANGLE
SIZE A3
TITLE: Copper Two Hole Long Barrel Compression Lug Blank Tang
MATERIAL Refer Note
FINISH Refer Note
Cat Id. BT98088 - BT98090
REV
DO NOT SCALE DRAWING

THE INFORMATION CONTAINED WITHIN THIS DOCUMENT IS PROPRIETARY TO OEC AND MAY NOT BE DISCLOSED WITHOUT PRIOR WRITTEN CONSENT