

F

E

D

C

B

A

F

E

D

C

B

A

CATOLOG ID		Conductor			Stud Size	Dimensions									Color Code	Installation Tooling				Dieless	
Without Inspection Window (Fig-1)	With Inspection Window (Fig-2)	AWG	Flex Conductor G,H,I,K,M & DLO	Expanded Cod. Range		OD	L	B	A	W	T	ØF	E	C		Burndy Model - Y35, Y39, Y750, PAT750, PAT750LI	Ilscos ILC-12-N, ILC-12-H-N, ILCB-12		Huskie Model - EP-510C Die Index		Greeniee HK1240
BA98083	PBA98083	#8	#8	#8 - #10	#10	0.27 [6.90]	2.18 [55.50]	0.81 [20.50]	1.26 [32.00]	0.42 [10.70]	0.08 [2.00]	0.20 [5.30]	0.28 [7.10]	0.62 [15.90]	Red	U8CTR	ILD - 2	ILD - 21	NA	KC12-8	Burndy Dieless - PAT444S & PAT4PC834LI. Ilscos Dieless - IDT-6, IDT-6H, IDTB-6, IDTB-6-LIO, TB-6DF1000-P, IDT-12-N, IVTB-6. Greenlee & NSI Dieless - HK12ID, EK12IDL, N12ID.
BA98084	PBA98084				1/4	0.27 [6.90]	2.18 [55.50]	0.81 [20.50]	1.26 [32.00]	0.42 [10.70]	0.08 [2.00]	0.25 [6.40]	0.28 [7.10]	0.62 [15.90]							
BA98084A	PBA98084A				3/8	0.27 [6.90]	2.74 [69.5]	0.81 [20.50]	1.81 [46.00]	0.55 [14.00]	0.06 [1.60]	0.41 [10.50]	0.38 [9.70]	1.00 [25.40]							
BA98084B	PBA98084B				1/4	0.27 [6.90]	2.74 [69.5]	0.81 [20.50]	1.81 [46.00]	0.42 [10.70]	0.08 [2.00]	0.25 [6.40]	0.38 [9.70]	1.00 [25.40]							
BA98084C	PBA98084C				1/4	0.27 [6.90]	2.30 [58.50]	0.81 [20.50]	1.38 [35.00]	0.42 [10.70]	0.08 [2.00]	0.25 [6.40]	0.32 [8.10]	0.75 [19.10]							
BA98084D	PBA98084D				3/8	0.27 [6.90]	3.92 [99.50]	0.81 [20.50]	2.99 [76.00]	0.55 [14.00]	0.06 [1.60]	0.41 [10.50]	0.62 [15.70]	1.75 [44.50]							
BA98084E	PBA98084E				5/16	0.27 [6.90]	3.92 [99.50]	0.81 [20.50]	2.99 [76.00]	0.55 [14.00]	0.06 [1.60]	0.33 [8.40]	0.62 [15.70]	1.75 [44.50]							
BA98084F	PBA98084F				1/2	0.27 [6.90]	4.13 [104.90]	0.88 [22.35]	3.01 [76.45]	0.71 [18.03]	0.05 [1.27]	0.56 [14.27]	0.53 [13.46]	1.75 [44.45]							

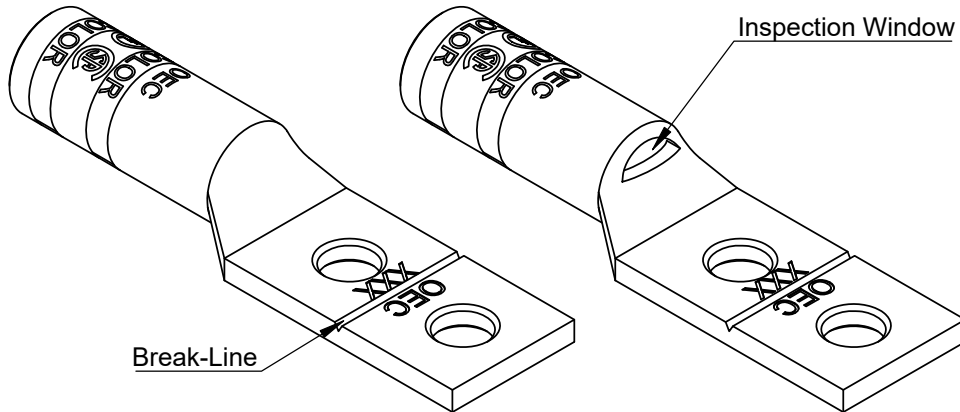
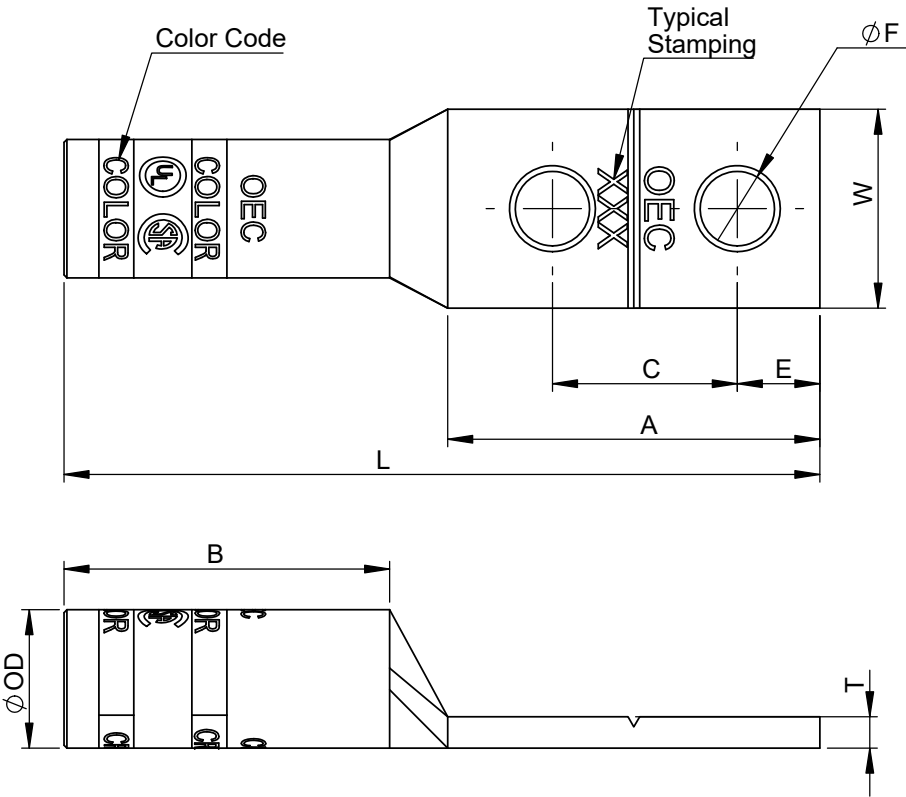


Fig-1



Fig-2

- Note:
- Manufactured from high strength seamless Copper tubing
 - Color coded die index and crimp marks
 - Electro-Tin plated for corrosion resistance
 - Pre-filled with oxide inhibitor and capped with color coded cap.
 - UL486A/B Listed for Wire Connectors
 - UL Listed and CSA Certified with competitor's compression tools
 - Listed for use with class B & C, flex class G, H, I, K, M & DLO cable

Crimping Instructions

- Select the proper lug or splice connector for the size of cable being installed, ensuring that the size matches the description in the table.
- Strip the insulation from the cable to a length so that the stripped area of the cable can be completely inserted into and fill the barrel of the lug or splice. Carefully strip the insulation from the cable without nicking the strands.
- Clean the stripped portion of the cable to remove oxide films.
- The stripped portion of the cable must be clean and inserted completely into the connector barrel.
- Using the tool and die combination specified for that connector in the table above, install crimps, leaving a space of 1/8 inch minimum between successive crimps.
For Short Barrel Connectors, apply 1 crimp,
For Long Barrel Connectors, apply 2 crimps on the color coded bands

THE INFORMATION CONTAINED WITHIN THIS DOCUMENT IS PROPRIETARY TO OEC AND MAY NOT BE DISCLOSED WITHOUT PRIOR WRITTEN CONSENT

TOLERANCE					
OD	L	B	A	W	ØF
±0.20	±1.0	±0.50	±0.50	±1.0	±0.20
TOLERANCES-UNLESS OTHERWISE SPECIFIED		NAME	DATE	<div> Usa Inc.</div> <div>106 Northfield Avenue, Edison, NJ 08837, Phone: +1 732-479-0469 www.oec-americas.com</div>	
DRAWN	R.P.	08.03.25			
CHECK	S.P.	08.03.25			
APPROVED	M.K.	08.03.25			
DWG. NO.	PROJECTION: FIRST ANGLE		SIZE	TITLE: Copper Two Hole Long Barrel Compression Lug Break-Away	
OC-0015			A3		
MATERIAL Refer Note					
FINISH Refer Note			Cat Id. BA98083 - BA98084F		REV
			DO NOT SCALE DRAWING		SHEET 1 OF 19