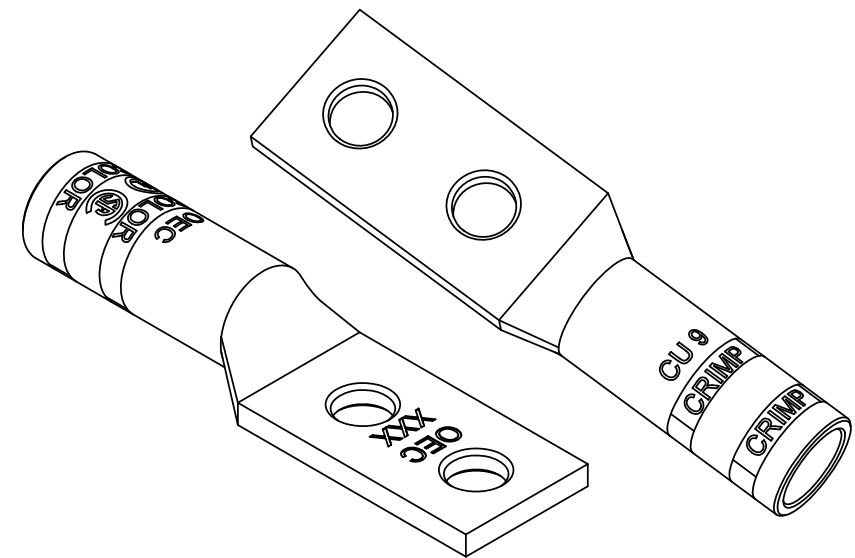
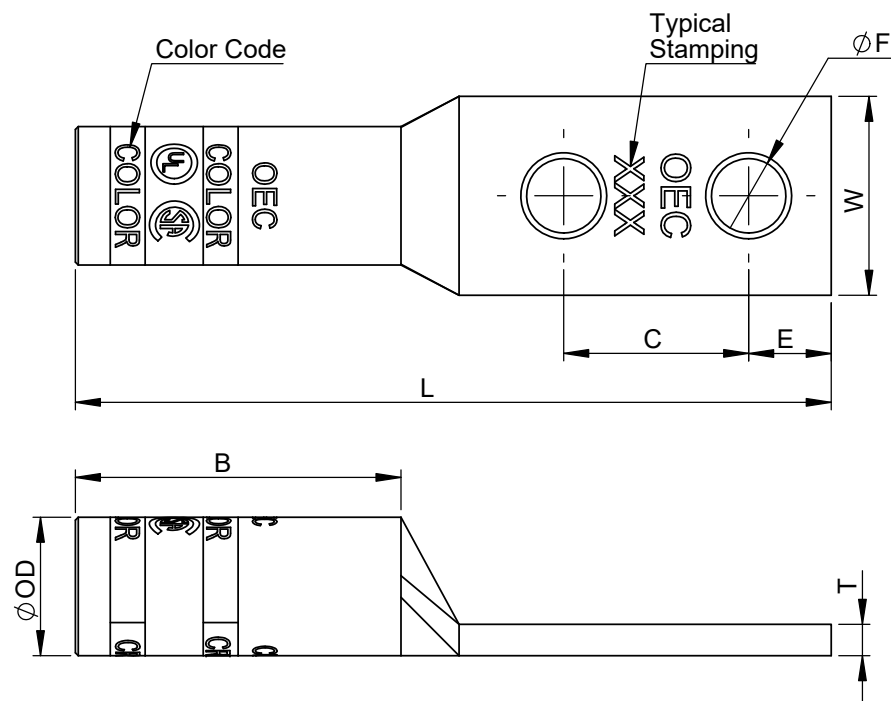


8				7			6			5				4			3			2		1	
Catalog Id	Conductor			Stud Size	Dimensions								Color Code	Installation Tooling			Dieless						
	AWG	Flex Conductor G,H,I,K,M & DLO	Expanded Cod. Range		OD	L	B	W	T	ØF	E	C		Burndy Model - Y35, Y39, Y750, PAT750, PAT750LI	Burndy Model - Y35, Y39, Y750, PAT750, PAT750LI With IlSCO	Greenlee HK1240 & EK1240LI							
98556A	800	-	800 - 600	1/2	1.63 [41.50]	7.56 [192.00]	3.35 [85.00]	2.29 [58.20]	0.57 [14.50]	0.56 [14.20]	0.63 [16.00]	1.75 [44.45]	White	-	-	-	Burndy Dieless - PAT444S & PAT444. Greenlee Dieless - HK12ID & EK12IDL						




Note:

- Manufactured from high strength seamless Aluminum tubing
- Color coded die index and crimp marks
- Electro-Tin plated for corrosion resistance
- Pre-filled with oxide inhibitor and capped with color coded cap.
- UL486A/B Listed for Wire Connectors
- UL Listed and CSA Certified with competitor's compression tools
- Listed for use with class B & C, flex class G, H, I, K, M & DLO cable

Crimping Instructions

- Select the proper lug or splice connector for the size of cable being installed, ensuring that the size matches the description in the table.
 - Strip the insulation from the cable to a length so that the stripped area of the cable can be completely inserted into and fill the barrel of the lug or splice. Carefully strip the insulation from the cable without nicking the strands.
 - Clean the stripped portion of the cable to remove oxide films.
 - The stripped portion of the cable must be clean and inserted completely into the connector barrel.
 - Using the tool and die combination specified for that connector in the table above, install crimps, leaving a space of 1/8 inch minimum between successive crimps.
- For Short Barrel Connectors, apply 1 crimp,
- For Long Barrel Connectors, apply 2 crimps on the color coded bands

TOLERANCE				
OD	L	B	W	ØF
±0.20	±1.0	±0.50	±1.0	±0.20

TOLERANCES-UNLESS OTHERWISE SPECIFIED 2 PL. DEC. ±.015 TRUE C.L. ±.015 3 PL. DEC. ±.015 ANGLES ±.015		NAME		DATE	<div>OEC Usa Inc.</div> <div>106 Northfield Avenue, Edison, NJ 08837, Phone: +1 732-479-0469 www.oec-americas.com</div>		
		DRAWN		R.P.			20.02.25
		CHECK		S.P.			20.02.25
		APPROVED		M.K.			20.02.25
DWG. NO. OC-0022		PROJECTION: FIRST ANGLE		SIZE A3	TITLE: Aluminum Two Hole Long Barrel Compression Lug		
MATERIAL Refer Note							
FINISH Refer Note							
					Cat Id. 98556A		
					REV		
DO NOT SCALE DRAWING					SHEET 18 OF 20		

THE INFORMATION CONTAINED WITHIN THIS DOCUMENT IS PROPRIETARY TO OEC AND MAY NOT BE DISCLOSED WITHOUT PRIOR WRITTEN CONSENT